

KDABS FUN SHOW

Saturday, April 1 and Sunday, April 2

GRCHS Cafeteria, Winchester, KY

Show rules:

1. Entries will be accepted from 5 to 8 pm on Friday, March 31 and from 8:00 to 11:00 am on Saturday, April 1.
2. Flowers should be grown by the exhibitor.
3. Each entry needs an entry tag with the following information completed:
 - a. Division and color code. This information does not have to be exact, but it needs to be there as it will determine what class the flower can be entered in. Experienced exhibitors and society members will be available to assist in labeling flowers. A table of divisions and what they look like can be found at the end of the fun show schedule. Don't stress over this, it will help you to learn more about the flower.
 - i. Letters before the hyphen refer to the perianth (petal) color.
 - ii. Letters after the hyphen refer to the cup color.
 - b. **Flower name is not necessary.** If you would like the judges to try to identify the flower, please indicate that on the entry tag.
 - c. Exhibitor name. Other contact information is optional, but please do include your address so we can mail you your ribbons.
 - d. Please fill out **both** parts of the entry tag. This helps with bookkeeping.
 - e. Entry tags are available at the show.
4. Flowers are placed in test tubes using either boxwood or yew as wedging material. The test tubes are placed in wooden blocks. Make sure there is enough water in the test tube to keep your flower watered through the show!
5. You may enter flowers in both the fun show and the ADS show, but any entries in the ADS show have to follow the rules in the ADS schedule.
6. Most important rule – have fun!

KDABS FUN SHOW CLASS LIST

1. CLASS 1 – Division 1 (trumpet) daffodils, any color.
2. CLASS 2 – Division 2 (large cup) daffodils, yellow or colored perianth (petals).
3. CLASS 3 – Division 3 (large cup) daffodils, white perianth (petals).
4. CLASS 4 – Division 3 (small cup) daffodils, any color.
5. CLASS 5 – Division 4 (double) daffodils, any color.
6. CLASS 6 – Divisions 5 through 13 (any other division) daffodils, any color.
7. CLASS 7 – Miniature daffodils, any division or color.
8. CLASS 8 – Vase of three of the same daffodil, any division, any color.

Royal Horticultural Society CLASSIFICATION OF DAFFODILS

• 1998 •

EXAMPLES OF DIVISIONS AND COLOUR CODING

Trumpet Daffodils



1Y-Y

e.g.
Barnesgold
Disquiet
Goldfinger



1W-Y

e.g.
Chief Inspector
Queen's Guard
Drumlin



1W-W

e.g.
Nightflight
Sherpa
White Star



1Y-W

e.g.
Gin and Lime
Lighthouse Reef
Trumpet Warrior

Large Cupped Daffodils




2Y-R

e.g.
Finchcocks
Kilmood
Lennymore



2W-GPP

e.g.
Cape Point
Naivasha
Soprano



2W-GYP

e.g.
China Doll
Ice Dancer
June Lake



2Y-P

e.g.
Brindle Pink
Oregon Pioneer
Spring Morn

Small Cupped Daffodils



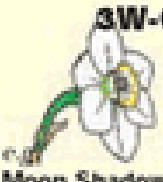
3Y-YYR

e.g.
Badbury Rings
Moon Ranger
Triple Crown



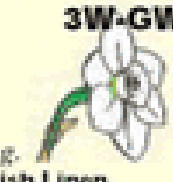
3W-R

e.g.
Cavalryman
Lisburn
Tynham



3W-GWY

e.g.
Moon Shadow
Evesham
Vernal Prince



3W-GWW

e.g.
Irish Linen
Silver Crystal
Silverwood

Double, Triandrus Cyclamineus Daffodils



4Y-R

e.g.
Crowndale
Crackington
Paradigm



4W-P

e.g.
Dorchester
Gresham
Pink Paradise



5Y-Y

e.g.
Harmony Bells
Lemon Drops
Stint



6W-P

e.g.
Foundling
Kaydee
Lilac Charm

Jonquilla, Tazetta, Poeticus Split Corona Daffodils



7Y-W

e.g.
Acceleration
Intrigue
Oryx



8Y-O

e.g.
Falconet
Hoopoe
Castanets



9W-GYR

e.g.
Campion
Green Park
Kamau



11aY-O

e.g.
Boslowick
Menehey
Tiritomba

Green in the eye-zone is normally only visible from the face view and not in profile as illustrated above.

For full classification please refer to the International Daffodil Register